


## serilor®HR

### High resistance squeegee



**serilor®HR** is a special polyurethane blade with exceptional combined resistance to chemicals and abrasion. It was developed to withstand the toughest applications in screen printing and to have a long shelf life in most environments.

**serilor®HR** blades are manufactured with a centrifugation process to avoid bubbles and craters in the material and to bring optimal homogeneity to the compound, even at the core of the material and after grinding. Our exclusive computer controlled casting process guarantees batch to batch consistency.

#### ADVANTAGES :

- Maximum resistance to chemicals
- Maximum resistance to abrasion
- High environment stability (temperature, humidity)
- Sharpens well
- Individual package protects from light and dust
- Individual batch and reference ink jet marking on blade
- High test inspection for aspect defects

#### APPLICATIONS :

- Graphics multi-purpose
- Graphics specialities (electronics, industrial...)
- Object / Container printing
- Automated textile printing
- Manual or automatic equipment use

**Marking:** serilor®HR[1 or 3 or 5] length X width X thickness Profile hardness [batch N°] MADE IN FRANCE

### serilor®HR1 - Mono layer

#### standard references

- soft 65shA white
- medium 75shA white
- hard 85shA white

*60,70,80,90 and other durometers are available as specials*




### serilor®HR3 - Triple layer

#### standard references

Triple medium (75/90/75shA)  
white/Green/white

Triple soft (65/90/65shA)  
white/Red/white



### Standard dimensions: 50x9,2mm / 2"x3/8"

SPECIFICATIONS		TOLERANCES
Length	3660 mm / 12 ft	≥ 3640 mm
Width	< 50 mm (2")	± 1 mm
	≥ 50 mm	+ 1 / -2 mm
Thickness	4-12mm	± 0.4mm
Hardness	60 to 90 shA	± 3 shA No more than 2shA between the 2 sides of a squeegee

Recommended when high speed automatic printing equipment is used, **serilor®HR3** has a 90shA hard center layer for support, ideal for fine lines and halftone printing. Using Triple durometer squeegees will extend your squeegee life, help prevent dot gain, and generate immediate savings on ink and other consumable through better control of the squeegee pressure.

#### Standard profiles:


- P0: Straight square edge
- P1: Double bevel + flat land 60° angle + 1mm flat (±0,5mm)
- P2: Single bevel + flat land 45° angle + 1mm flat (±0,5mm)
- P3: Round bevel
- P5: Double bevel (V type)
- P6: Single bevel 45° angle
- D: «Diamond» square profile



### serilor®HR5 - Anti-vibrations blade

5 layers of soft and hard high resistance polyurethane offer both rigidity for precision printing and softness to absorb vibrations.

Available only in PO profile and graphic dimensions :  
50 x 9 mm ; 50 x 9.5 mm ; 50 x 10 mm



serilor®HR5 HM ( High modulus)  
5 layers 75 / 95 / 55 / 95 / 75 shA  
Green/White/Yellow/White/Green

serilor®HR5 LM ( low modulus)  
5 layers 75 / 85 / 65 / 85 / 75 shA  
White/Blue/Red/Blue/White

## INSTRUCTIONS

In general softer grades (65sh) are used for increased ink deposits and high coverage printing. Harder grades (85sh) are used for reduced deposits, notably when printing UV inks for fine texts and higher line counts.

Do not apply excessive pressure on squeegees as this makes your ink deposit heavy, uncontrollable and creates excessive wear. It is recommended that your squeegee slightly exceeds the printed image in size. Make certain to leave significant free space between both ends of your squeegee and the inside of your frame.

Gently insert the squeegee in a machine or hand holder. Use appropriate squeegee thickness to avoid forcing the blade in the holder. If the holder construction allows for it, regularly change the printing side of the squeegee to minimise the effect of bending with speed and pressure. Rotate your squeegee: do not wait until mechanical & chemical wear permanently bends back your blade to replace it by a fresh one and allowing it to relax, flat, for up to 24 hours.

### • CLEANING

Remove excess of ink with a cardboard or a soft cloth. Wash blade with a cloth saturated with appropriate cleaning chemicals. Avoid the use of aggressive chemicals, in particular ink thinners. Let the squeegee rest and the chemicals evaporate before re-use or sharpening.

### • SHARPENING

**serilor®HR** squeegee blades can be sharpened by all methods commonly used in the screen printing industry (Fimor offers an extensive range of diamond wheel sharpeners, please contact us for more information).

- Belt grinders
- Wheel sharpeners
- Knife cutting machines

Sharpen dry squeegees only. Never allow a squeegee with solvents to be sharpened and don't wash a hot, freshly sharpened blade with chemicals. Do not try to grind excessive material in one pass.

Precision printing requires a preventive sharpening to accommodate the squeegee edge to the holder shape.

### • STORING / SHELF LIFE

For all medium or long term storage, blades must be kept flat, unrolled, especially prior to use. Store in a dry cool place away from any direct source of light. If the squeegee is exposed to extreme temperature and humidity conditions, its hardness characteristics may be altered.

## PHYSICAL AND CHEMICAL SPECIFICATIONS (for 75 shA HR1 grade)

PROPERTIES	Units	Norms	Values
Shore hardness at 20°C	shA	DIN53505	75
Tensile modulus at 10% elongation	MPa	DIN53504	1.10
Tensile modulus at 100% elongation	MPa	DIN53504	4.45
Tensile modulus at 200% elongation	MPa	DIN53504	7.40
Tensile modulus at 300% elongation	MPa	DIN53504	13.30
Tensile strength	MPa	DIN53504	50
Tensile strain at break	%	DIN53504	450
Tear resistance (non initiated tear)	KN/m	DIN53515	89
Tear resistance (initiated tear)	KN/m	DIN53515	22
Resilience	%	DIN53512	24
Abrasion loss	mm3	DIN53516	< 30
DRC ( 25% of crushing during 22 hours at 70°C)	%	DIN53517	48
Shore hardness at - 5 °C	shA	DIN53505	85
Shore hardness at + 80 °C	shA	DIN53505	73
Specific gravity	g/cm3		1.18
Swelling in solvent ( 70% dihydrofuranone basis)	%	ISO 175	< 20



DISTRIBUTOR



MADE IN FRANCE



#### FIMOR SAS - LE MANS

210 rue du Polygone  
cedex 2 - 72058 LE MANS - FRANCE  
Tel : +33 (0)2 43 40 66 00  
Fax : +33 (0)2 43 40 00 95  
email : serilor@fimor.fr

#### FIMOR NORTH AMERICA

5404 Ashton Ct. Ste. D  
SARASOTA - FL - 34233 - USA  
Ph : +1 800 922 5138 / +1 941 921 5138  
Fax : +1 941 921 5434  
email : us.sales@fimor.fr

#### FIMOR CHINA

N° C-67, Diamond Villa, Changan County  
Dongguan City, Guangdong Province CHINA  
Ph : +86 769 85337821  
Fax : +86 769 85337820  
email : Fimorchina@163.com

[www.fimor-serigraphy.com](http://www.fimor-serigraphy.com)