

The pneumatic G-STRETCH 215 machine allows reaching the maximum stretching values for all types of meshes, with utmost precision



G-STRETCH 215

GRÜNIG

Grünig-Interscreen AG
Ringgenmatt 14
CH-3150 Schwarzenburg
Switzerland

Phone: +41 31 734 26 00
Fax: +41 31 734 26 01
Email: mail@grunig.ch
Web: www.grunig.ch

G-STRETCH 215

Pneumatic stretching machine



Screen frame support



Pneumatic clamps



DUPLEX Clamp

Particular characteristics

- The mesh is automatically stretched by means of the pneumatic stretching clamps.
- The simple and user-friendly control module with three separate regulating circuits for the X, Y and Z axes allows an individual adjustment of the stretching power and the stretching speed.
- The stretching clamps are actuated by means of two manual switches, the first one being destined for the X/Y axes (mesh tension) and the second one for the Z axis (contact pressure onto the frame).
- The pneumatic system allows an efficient work process. The required stretching power must only be adjusted for the first screen of a series.
- No contact between frame and mesh during the stretching process.
- When a mesh is being stretched, the screen frame is pre-stressed with the same counter-stretching force.
- Should the pre-stressing of the screen frame not be desired, it can be suppressed by means of the four fixing screws.
- The stretching machine can be continuously adjusted within seconds from the largest down to the smallest screen frame format.
- The DUPLEX stretching clamps are equipped with concave ball-bearings which are running on stainless steel precision guideway shafts.
- The DUPLEX clamps can be pushed sideways during the stretching process and are thus capable of compensating the extension of the mesh.
- The width of a stretching clamp is 250 mm. Due to this ideal width, any irregularities of the mesh will be automatically compensated by each one of the stretching clamps. This ensures that the mesh is evenly and uniformly stretched on the entire stretching surface.

Execution A1

- pneumatic stretching device for manual operation

Option W

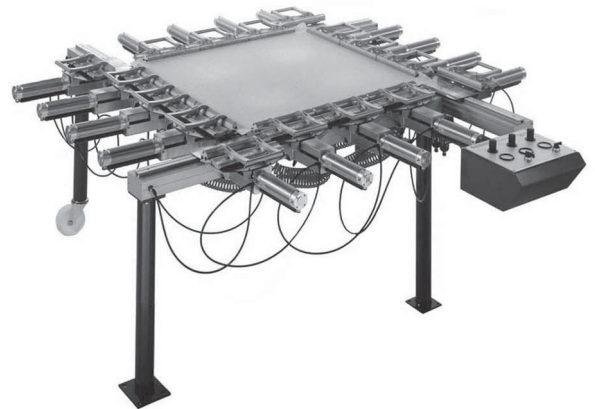
- Angular supporting table allowing a simultaneous treatment of several screen frames.
- Standard mesh angle: 0°, 7.5°, 15° and 22.5°.

Option Z1

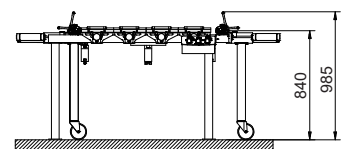
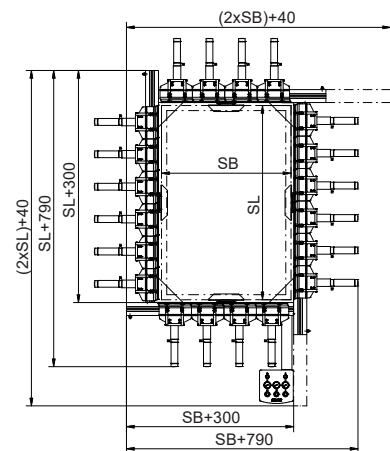
- Additional screen support.

Option Z2

- Support tie-bar for a simultaneous covering and pre-stressing of two screens



| | | | |
|--------------------------------|-------------------------|---------|-----------|
| Machine size | SB Screen width | mm | 750-3000 |
| | SL Screen length | mm | 750-3000 |
| | Frame profile thickness | mm | 20-70 |
| | Travel distance p.clamp | mm | 115 |
| Size | Length | mm/inch | (2xSL)+80 |
| | Width | mm/inch | (2xSB)+80 |
| | Height | mm/inch | 860 |
| Compressed air | Pressure | Bar | 9 |
| | Air consumption | lt/min | 5 -15 |
| Permanent sound pressure level | | dB (A) | <70 |



The machine is in compliance with the EU machinery-directives (CE-conformity).

Technical changes are reserved
All measures in mm
November 17